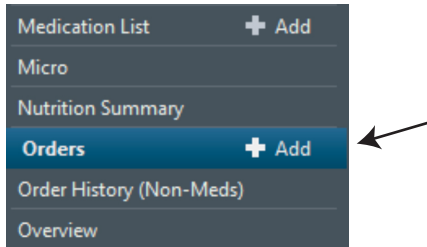
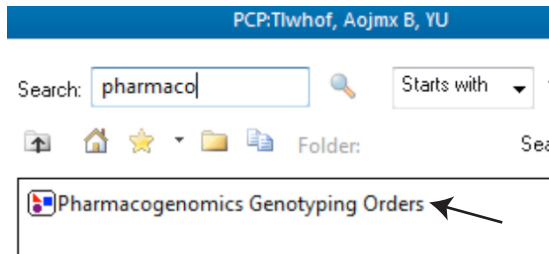


# How to order IU Pharmacogenomics Testing in Cerner

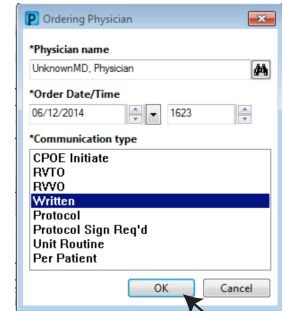
**1** On Powerchart, select **+ Add** from the Orders menu.



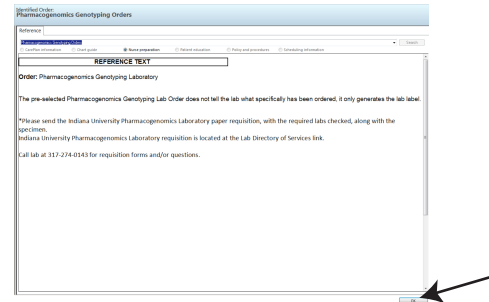
**2** Search “pharmacogenomics,” then click on the order name when it appears.



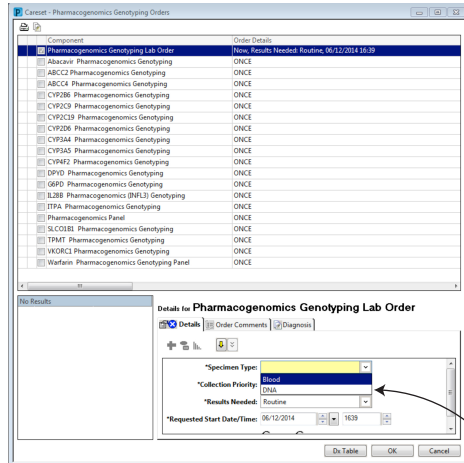
**3** Enter your name in the Physician field and select the communication type. Then click OK.



**4** A text box will display. Click “OK.”

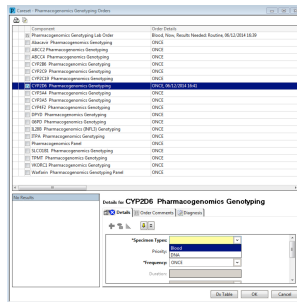


**5** Select the  
“Pharmacogenomics Genotyping “Lab Order.”

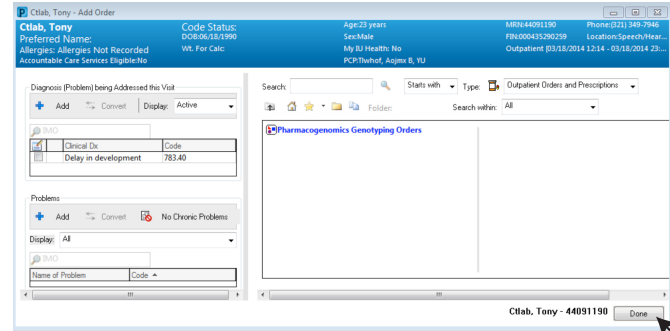


**6** Select the Specimen Type from the list.

**7** Repeat steps 5 & 6,  
choosing the correct  
test(s) & specimen  
types from the  
orderable list.



**8** Click “Done” on the Orders window.



**9** Click “Sign” to release the order.

